

AUSTRALIAN  
LEGAL SECTOR

ALLIANCE

PROMOTING SUSTAINABILITY

# Australian Legal Sector Alliance Sustainability Insight 2014

## Swaab

### Firm Entry and Benchmarking Summary



## Our Firm

# Swaab

# 2014

### About Our Firm

Swaab Attorneys is a commercial law firm located in Sydney. With 14 partners, we've been helping our clients' businesses grow for over 30 years. In recent years we have been recognised for both our excellent client service and our exceptional work environment. As well as offering a full range of commercial law solutions, we also have a highly regarded private client practice bringing the commercial acumen we are known for into the areas of family law and estate planning.

### Firm Details

Question	2013 Response	2014 Response	2014 Benchmark
Firm Name	Swaab Attorneys	Swaab Attorneys	
Number of Employees	70	70	Lowest: 0 Highest: 1,913 Average: 582
Offices Floor Area	1,620	2,261	Lowest: 0 Highest: 46,618 Average: 14,056
Number of Offices	N/A		
Supporting files uploaded	N/A		

#### Person responsible for reporting

**Name:** Paul Barbour

**Title:** IT Manager

**Email:** pxb@swaab.com.au

#### User comments and notes

Nil

# Our People

## About People Programs

Nil

Question	2013 Response	2014 Response	2014 Benchmark
----------	---------------	---------------	----------------

No responses provided.

### User comments and notes

Nil

## Gender Equality

Question	2013 Response	2014 Response	2014 Benchmark
----------	---------------	---------------	----------------

No responses provided.

### User comments and notes

Nil

## Flexible Working

Question	2013 Response	2014 Response	2014 Benchmark
----------	---------------	---------------	----------------

No responses provided.

### User comments and notes

Nil

## Diversity and Inclusion

Question	2013 Response	2014 Response	2014 Benchmark
----------	---------------	---------------	----------------

No responses provided.

### User comments and notes

Nil

## LGBTQ+ Inclusion

Question	2013 Response	2014 Response	2014 Benchmark
----------	---------------	---------------	----------------

No responses provided.

### User comments and notes

Nil

## Physical and Psychological Wellbeing

Question	2013 Response	2014 Response	2014 Benchmark
----------	---------------	---------------	----------------

No responses provided.

### User comments and notes

Nil

## Staff Development

Question	2013 Response	2014 Response	2014 Benchmark
----------	---------------	---------------	----------------

No responses provided.

### User comments and notes

Nil

## Data Validation

Question	2013 Response	2014 Response	2014 Benchmark
----------	---------------	---------------	----------------

No responses provided.

### User comments and notes

Nil

## Community

### About Community Programs

Nil

Question	2013 Response	2014 Response	2014 Benchmark
----------	---------------	---------------	----------------

No responses provided.

#### User comments and notes

Nil

### Legal Pro Bono

Question	2013 Response	2014 Response	2014 Benchmark
----------	---------------	---------------	----------------

No responses provided.

#### User comments and notes

Nil

### Non Legal Volunteering

Question	2013 Response	2014 Response	2014 Benchmark
----------	---------------	---------------	----------------

No responses provided.

#### User comments and notes

Nil

### Corporate and Workplace Giving

Question	2013 Response	2014 Response	2014 Benchmark
----------	---------------	---------------	----------------

No responses provided.

#### User comments and notes

Nil

## Indigenous Reconciliation

Question	2013 Response	2014 Response	2014 Benchmark
----------	---------------	---------------	----------------

No responses provided.

### User comments and notes

Nil

## Data Validation

Question	2013 Response	2014 Response	2014 Benchmark
----------	---------------	---------------	----------------

No responses provided.

### User comments and notes

Nil



# Environment

## Environmental Management

We are committed to our green initiatives, both simple and complex, which include stationery recycling drives, waste recycling, reducing power usage through such initiatives as lighting reductions and introduced utilities to avoid unnecessary printing.

Question	2013 Response	2014 Response	2014 Benchmark
----------	---------------	---------------	----------------

### User comments and notes

Nil

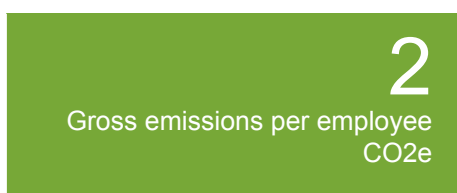
## Climate Change Action

Nil

Question	2013 Response	2014 Response	2014 Benchmark
Carbon offset credits purchased	0	0	Lowest: 0 Highest: 13,200 Average: 449

### User comments and notes

Nil



## Carbon emission sources

Scope 1	Tonnes CO <sub>2</sub> e	Per employee	Per floor area
On-Site Combustion	0.00	0.0000	0.0000
Company Vehicles	0.00	0.0000	0.0000

Scope 1	Tonnes CO2e	Per employee	Per floor area
Refrigerants	0.00	0.0000	0.0000

Scope 2	Tonnes CO2e	Per employee	Per floor area
Purchased Electricity	140.25	2.0035	0.0620

Scope 3	Tonnes CO2e	Per employee	Per floor area
Flights	0.00	0.0000	0.0000
Taxis	0.00	0.0000	0.0000
Hire Cars	0.00	0.0000	0.0000
Personal Vehicles	0.00	0.0000	0.0000

## Electricity

Electricity Type	State	Consumption (kWh)
Purchased electricity (General)	NSW	144,585

## Natural Gas

Gas Type	State	Consumption (MJ)
No data available.		

## Domestic Air Travel

Seat Class	Distance (km)	Number of Flights
Economy	N/A	14
Business	N/A	2

## International Air Travel



Seat Class	Distance (km)	Number of Flights
Economy	N/A	3
Business	N/A	3
First Class	N/A	N/A

## Car Travel

Vehicle Type	Number of journeys	Distance (km)	Spend (AUD)
Taxi	N/A	N/A	37,515
Hire Cars	N/A	N/A	N/A
Company Cars	N/A	N/A	N/A
Personal Cars	N/A	N/A	N/A

## Refrigerant Loss

Fridge Type	Number of Units
Bar Fridges/freezers	1
Standard Fridges/freezers	6
Commercial Fridges/freezers	0
Standalone Air Conditioning Units	5

## Inhouse Paper Consumption

Paper size	Paper weight (gsm)	Paper purchased (reams)	Green label	% recycled content
A4	80	3,298	Forestry Stewardship Council (FSC) certified	0
A4	120	3	Forestry Stewardship Council (FSC) certified	0

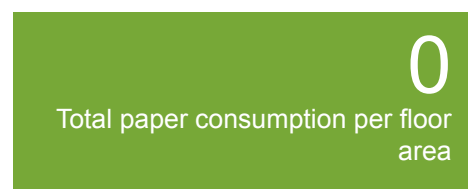
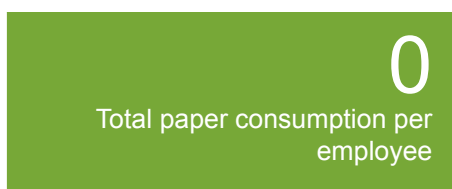
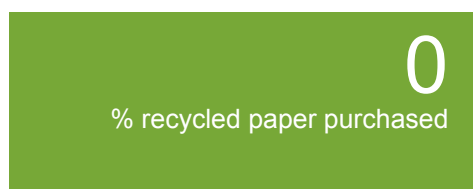
## Outsourced Paper Consumption

No of impressions (sheets)	% of impressions that are printed double sided
----------------------------	------------------------------------------------

No data available.

### Total Paper Consumption

Type	Paper Consumption (kg)
Ream consumption	0.00
Outsourced Printing	0.00
Total paper consumption	0.00



### Waste

Waste type	Facilities available	Percentage of sites where available
Paper & cardboard recycling	Available	1
Comingles recycling	Available	1
Organic waste treatment/recycling	Not Reported	
e-Waste reuse or recycling	Not Reported	

### Carbon mitigation activities

Activity	Tonnes CO2e
Emissions Avoided from Green Tariff Electricity	0.00
Voluntary carbon offsetting	0.00

140.25

Net total emissions CO2e

2.00

Net total emissions per employee  
CO2e

0.06

Net emissions per floor area CO2e

# Governance

## About Governance Programs

Nil

Question	2013 Response	2014 Response	2014 Benchmark
----------	---------------	---------------	----------------

No responses provided.

### User comments and notes

Nil

## Sustainable Supply Chain Management

Question	2013 Response	2014 Response	2014 Benchmark
----------	---------------	---------------	----------------

No responses provided.

### User comments and notes

Nil

## Code of Conduct

Question	2013 Response	2014 Response	2014 Benchmark
----------	---------------	---------------	----------------

No responses provided.

### User comments and notes

Nil

## Risk Management

Question	2013 Response	2014 Response	2014 Benchmark
----------	---------------	---------------	----------------

No responses provided.

### User comments and notes

Nil

## Sustainability Reporting

Question	2013 Response	2014 Response	2014 Benchmark
----------	---------------	---------------	----------------

No responses provided.

### User comments and notes

Nil

## Data Validation

Question	2013 Response	2014 Response	2014 Benchmark
----------	---------------	---------------	----------------

No responses provided.

### User comments and notes

Nil